


**MEGHALAYA BOARD OF SCHOOL EDUCATION**  
**SECONDARY SCHOOL LEAVING CERTIFICATE EXAMINATION, 2023**

**ABSTRACT OF RESULTS**

Category	No. of Candidates		No. of Candidates passed in		Total Pass	Percentage of Pass
	Applied	Appeared	Passed in 6 Subjects	Passed in 5 Subjects		
<b>REGULAR-1</b>						
Male	9,360	9,299	5,931	1,358	7,289	78.38
Female	12,973	12,901	7,718	2,344	10,062	77.99
<b>Total</b>	<b>22,333</b>	<b>22,200</b>	<b>13,649</b>	<b>3,702</b>	<b>17,351</b>	<b>78.16</b>
<b>REGULAR-2</b>						
Male	5,233	5,189	1,766	814	2,580	49.72
Female	7,711	7,646	2,518	1,298	3,816	49.91
<b>Total</b>	<b>12,944</b>	<b>12,835</b>	<b>4,284</b>	<b>2,112</b>	<b>6,396</b>	<b>49.83</b>
<b>NON-REGULAR</b>						
Male	4,675	4,175	67	262	329	7.88
Female	5,471	5,001	101	360	461	9.22
<b>Total</b>	<b>10,146</b>	<b>9,176</b>	<b>168</b>	<b>622</b>	<b>790</b>	<b>8.61</b>
<b>PRIVATE</b>						
Male	1,038	1,018	31	76	107	10.51
Female	994	967	39	72	111	11.48
<b>Total</b>	<b>2,032</b>	<b>1,985</b>	<b>70</b>	<b>148</b>	<b>218</b>	<b>10.98</b>
<b>COMPARTMENTAL</b>						
Male	2,181	2,106	-	803	803	38.13
Female	3,053	2,967	-	1,063	1,063	35.83
<b>Total</b>	<b>5,234</b>	<b>5,073</b>	<b>-</b>	<b>1,866</b>	<b>1,866</b>	<b>36.78</b>
<b>IMPROVEMENT</b>						
Male	8	7	-	5	5	71.43
Female	4	4	-	3	3	75.00
<b>Total</b>	<b>12</b>	<b>11</b>	<b>-</b>	<b>8</b>	<b>8</b>	<b>72.73</b>
<b>Grand Total</b>	<b>52,701</b>	<b>51,280</b>	<b>18,171</b>	<b>8,458</b>	<b>26,629</b>	<b>51.93</b>

[ vii ]



( T. R. Laloo )

Controller of Examinations,  
 Meghalaya Board of School Education,  
 Tura

Dated Tura,  
 the 26th May, 2023

**MEGHALAYA BOARD OF SCHOOL EDUCATION**  
**SECONDARY SCHOOL LEAVING CERTIFICATE EXAMINATION, 2023**

**CATEGORY-WISE / GENDER-WISE PERCENTAGE OF PASS**

Category	Applied	Appeared	No. of Candidates Passed			Pass Percentage
			Passed in 6 Subjects	Passed in 5 Subjects	Total	

**Schedule Caste**

Male	108	107	58	10	68	63.55
Female	126	123	61	19	80	65.04

**Schedule Tribe**

Male	20777	20107	6782	3138	9920	49.34
Female	28430	27734	9415	4897	14312	51.60

**OBC**

Male	165	165	113	16	129	78.18
Female	173	171	96	24	120	70.18

**General**

Male	1445	1415	842	154	996	70.39
Female	1477	1458	804	200	1004	68.86

<b>Grand Total</b>	<b>52701</b>	<b>51280</b>	<b>18171</b>	<b>8458</b>	<b>26629</b>	<b>51.93</b>
--------------------	--------------	--------------	--------------	-------------	--------------	--------------



( T. R. Laloo )

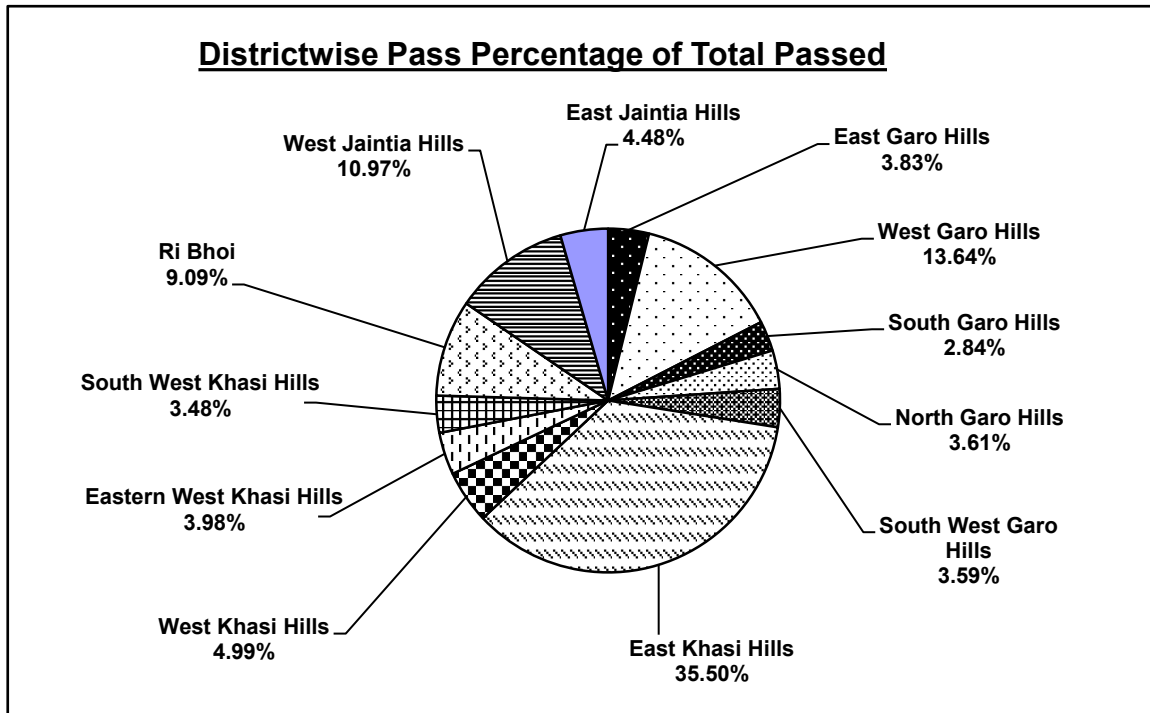
**Controller of Examinations,  
 Meghalaya Board of School Education,  
 Tura**

Dated Tura,  
 the 26th May, 2023

**MEGHALAYA BOARD OF SCHOOL EDUCATION**  
**SECONDARY SCHOOL LEAVING CERTIFICATE EXAMINATION, 2023**

**District-wise Percentage of Pass**

Districts	No. of Candidates		Percentage of Pass
	Appeared	Passed	
East Garo Hills	2897	1020	35.21
West Garo Hills	9925	3631	36.58
South Garo Hills	2709	755	27.87
North Garo Hills	3381	962	28.45
South West Garo Hills	3573	955	26.73
East Khasi Hills	12797	9453	73.87
West Khasi Hills	2272	1329	58.49
Eastern West Khasi Hills	1649	1063	64.46
South West Khasi Hills	1841	926	50.30
Ri Bhoi	4073	2421	59.44
West Jaintia Hills	4107	2920	71.10
East Jaintia Hills	2056	1194	58.07
<b>Grand Total</b>	<b>51280</b>	<b>26629</b>	<b>51.93</b>

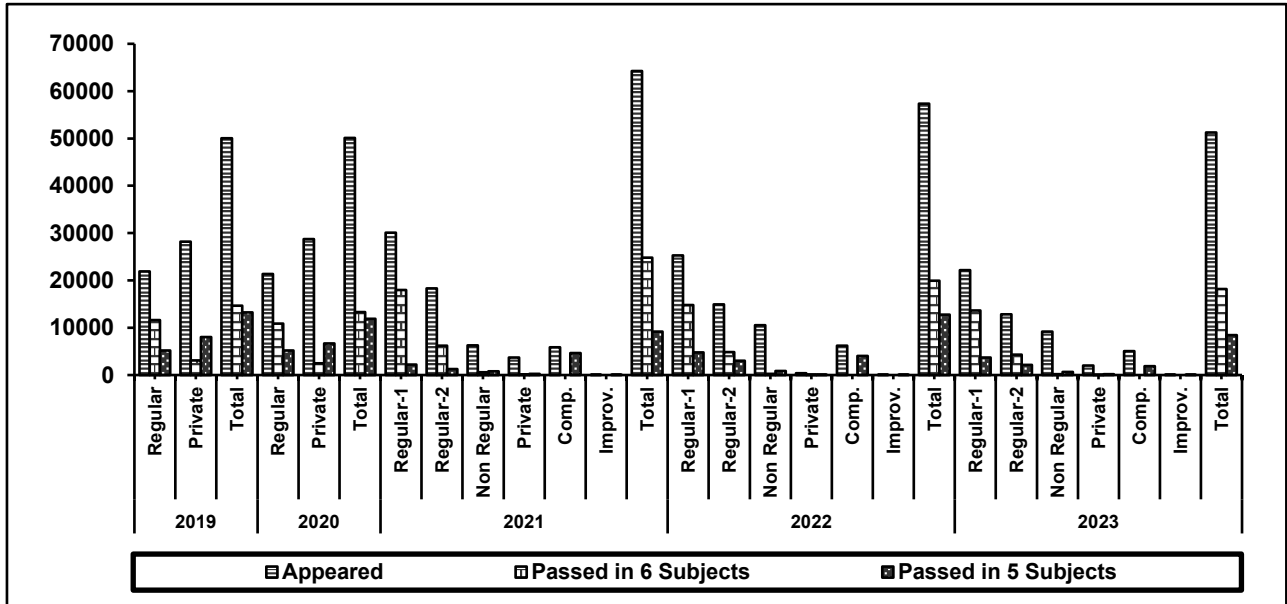


( T. R. Laloo )  
 Controller of Examinations,  
 Meghalaya Board of School Education,  
 Tura

Dated Tura,  
 the 26th May, 2023

**MEGHALAYA BOARD OF SCHOOL EDUCATION**  
**SECONDARY SCHOOL LEAVING CERTIFICATE EXAMINATION, 2023**  
**RESULTS OF SSLC EXAMINATION FOR THE LAST FIVE YEAR ( 2019-2023 )**

Year of Examination	Category	Appeared	No. of Candidates Passed			Pass Percentage	Overall Pass Percentage
			Passed in 6 Subjects	Passed in 5 Subjects	Total		
2019	Regular	21892	11592	5169	16761	76.56	<b>55.72</b>
	Private	28158	3073	8053	11126	39.51	
	<b>Total</b>	<b>50050</b>	<b>14665</b>	<b>13222</b>	<b>27887</b>	<b>55.72</b>	
2020	Regular	21381	10852	5183	16035	75.00	<b>50.31</b>
	Private	28700	2482	6678	9160	31.92	
	<b>Total</b>	<b>50081</b>	<b>13334</b>	<b>11861</b>	<b>25195</b>	<b>50.31</b>	
2021	Regular-1	30076	17972	2227	20199	67.16	<b>52.90</b>
	Regular-2	18337	6213	1263	7476	40.77	
	Non Regular	6274	560	821	1381	22.01	
	Private	3703	94	233	327	8.83	
	Comp.	5873	0	4611	4611	78.51	
	Improv.	6	0	6	6	100.00	
	<b>Total</b>	<b>64269</b>	<b>24839</b>	<b>9161</b>	<b>34000</b>	<b>52.90</b>	
2022	Regular-1	25312	14764	4806	19570	77.32	<b>56.96</b>
	Regular-2	14940	4858	3038	7896	52.85	
	Non Regular	10549	271	867	1138	10.79	
	Private	369	14	31	45	12.20	
	Comp.	6194	0	4026	4026	65.00	
	Improv.	7	0	3	3	42.86	
	<b>Total</b>	<b>57371</b>	<b>19907</b>	<b>12771</b>	<b>32678</b>	<b>56.96</b>	
2023	Regular-1	22200	13649	3702	17351	78.16	<b>51.93</b>
	Regular-2	12835	4284	2112	6396	49.83	
	Non Regular	9176	168	622	790	8.61	
	Private	1985	70	148	218	10.98	
	Comp.	5073	0	1866	1866	36.78	
	Improv.	11	0	8	8	72.73	
	<b>Total</b>	<b>51280</b>	<b>18171</b>	<b>8458</b>	<b>26629</b>	<b>51.93</b>	



( T. R. Laloo )  
**Controller of Examinations,**  
**Meghalaya Board of School Education,**  
**Tura**

Dated Tura,  
the 26th May, 2023